


Fire doors hardware

TESA

ASSA ABLOY



Safety and security, our main goals.



Worse than being in an emergency situation is to be unprepared to face it. TESA's fire doors locks have been manufactured for maximum resistance in case of arson, and they are an efficient protection against fire: they can be installed in RF doors

that prevent the transmission of smoke and gas, prevent the flames and heat from entering, avoid inflammation on the side of the door that hasn't been exposed to fire... As you see, TESA cares about your safety even in the worst situations.

Safety and security, our main goals.

One thing is worse than being in an emergency situation: to be unprepared to face it. TESA's firebreak locks have been manufactured for maximum resistance in case of arson, and they are an efficient protection against fire: they can be installed in RF doors that prevent the transmission of smoke and gas, prevent the flames and heat from entering, avoid inflammation on the side of the door that hasn't been exposed to fire... As you see, TESA cares about your safety even in the worst situations.



In case of fire, nothing must fail

By firebreak fittings we mean all the elements that take place in tests of resistance against fire in doors, such as locks, hinges, door closers, handles, panic bars, etc.

The purpose of these fittings is to keep the door closed in order to avoid transmission of smoke and gas and prevent the flames and heat from entering, therefore avoiding inflammation on the side of the door that hasn't been exposed to fire.

A wide range

A good reason to choose TESA. From cost-competitive technical products to electromechanical solutions, all in keeping with the latest design trends.



Total integration

TESA has decided to reinforce the reliability of its products, and to this effect many of them have been EC certified. This guarantees the highest performance and features in TESA's products. The UNE-EN 12209 standard, updated in 2004, which refers to "Fittings for Buildings – Locks and Bolts", must be complied with when it comes to mechanical locks with strikes that have been installed on doors, windows and entrance doors.

These standards establish a series of tests and requisites for:

- Durability
- Resistance
- Security

Guaranteed by TESA

Since the company was born in 1941, our whole range has always guaranteed a total commitment to integral quality. Proof of this commitment is the ISO 9001 quality certification (received in 1994) and the ISO 14001 environmental management certification (in 1999), which makes TESA a pioneering company in the industry.



Fire doors hardware



	Wooden doors						Metallic doors	
	Panic function			No panic function			Panic function	No panic function
	High security	Entrance	Passage	High security	Entrance	Passage		
2030A		*						
2030E					*			
2039F					*			
2035F						*		
TLPN				*				
TLBA	*							
CF50							*	
CF60						*		

Contents

Fire doors hardware	6
2030 Series	6
2030F: panic lock with anti-thrust device	6
2030E: not panic with anti-thrust device	6
2030F: panic without anti - thrust device	6
CF-50 Series	7
CF-60 Series	7
Counter lock CF-32	7
CF60 solenoid Series	8
2UB0 Series	9
Sena Series	11
Monobloc Series	12
Monobloc Series	13
Security multipoint locks TLPN and TLBA	14
Spindles and reducers	15
LITE - QUICK - Universal - TOP Series	16
Hinges for certified firebreak doors	17
Stainless Steel hinge	17



2030F series



CF series



TLP / TLB series



Panic exit devices



Hinges




Handles



Fire doors hardware

2030 Series

- » Sintered steel latch: endures temperatures over 900° C.
- » 8x8 mm follower rod.
- » Distance between each axis: 85 mm.
- » With panic function (always free passage from the inside), except in the 4030E model). In case of simple follower, a protective device for the follower is installed inside to prevent the handle from being activated. In case of double follower rod, the external side has no panic function (the lock will switch to lever hand position in this case).



Model	Follower rod	Backset	Security Device	Finish	External operation	Internal operation	Application
2030F60	Simple	50 / 60 / 70	Yes	NE / AI / HL	Pull handle + key	Handle	Entrance doors
2030F6(D-I)	Double	50 / 60 / 70	No	NE / AI / HL	Handle/pull handle + key	Handle + key	Entrance doors
2035F60	Simple	50 / 60	No	NE / AI	Handle	Handle	Passage doors
4039F60	Simple	50 / 60	No	NE / AI	Key	Handle	Entrance hall, garage
4030T6(D-I)	Double	60	No	NE / AI / HL	Handle/pull handle + key	Panic bar	Emergency exit
2035TR6(D-I)*	Double	60	No	NE / AI	Handle + key	Panic bar	Emergency exit
4039TR6(D-I)*	Double	60	No	NE / AI	Handle/pull handle + key	Panic bar	Entrance hall, garage
4030S6(D-I)	Double	50 / 60 / 70	No	NE / AI	Handle/pull handle + key	Handle + key	Entrance doors
4030E6S	Simple		Yes	NE / AI	Handle/pull handle + key	Handle + key	Entrance doors

2030F: panic lock with anti-thrust device

Follower rod	Model	Entrance	Hand	Finish
Standard	2035F	50 / 5R	-	NE
	2035F	50 / 5R	-	AI
	2035F	60 / 6R	-	NE
	2035F	60 / 6R	-	AI
Standard	2035F	60 / 6R	-	HL
	2039F	50 / 5R	-	NE
	2039F	50 / 5R	-	AI
Standard	2039F	60 / 6R	-	AI
	2030F	50 / 5R	-	NE
	2030F	50 / 5R	-	AI
	2030F	5R	-	HL
	2030F	60 / 6R	-	NE
	2030F	60 / 6R	-	AI
	2030F	60	-	HL

2030E: not panic with anti-thrust device

Follower rod	Model	Finish	1/2 rounded forend
Standard	4030E6SNE	Black	-
	4030E6SAI	Stainless steel	-
	4030E6SNR	Black	YES
	4030E6SRI	Stainless steel	YES
	4030E6SHR	Brass plated	YES

2030F: panic without anti - thrust device

Follower rod	Model	Entrance	Hand	Finish
Split follower	2030F	50 / 5R	L / R	NE
	2030F	50	L / R	AI
	2030F	50 / 5R	L / R	HL
	2030F	60 / 5R	L / R	NE
	2030F	60 / 5R	L / R	AI
	2030F	60	L / R	HL

Fire doors hardware

Model	Follower rod	Panic function	External activation	Internal activation	Function	Application
CF50ASR9	Double	Yes	Handle/pull handle + key	Handle + key	The key removes the lever and the latch	Passage doors
CF50NG	Simple	No	Pull handle/handle + key	Handle + key	The key removes the lever and the latch	Passage doors
CF60RSR9 *	Double	Yes	Handle/pull handle + key	Handle + key	The key deadlocks the external handle	Emergency exit
CF6TRSR9	Double	Yes	Handle/pull handle + key	Panic bar	The key deadlocks the external handle	Emergency exit
CF6900R9	Simple	Yes	Pull handle/handle + key	Handle	External opening with a key	Entrance hall
CF6500R9Z	Simple	Yes	Handle	Handle	Free passage by both sides	Passage doors

* Strike included

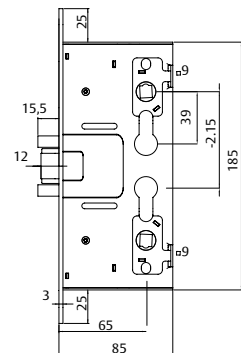
CF-50 Series

- » Certified according UNE-EN 12209: 2004.
- » Sintered steel latch: endures temperatures over 900° C.
- » 9x9 mm follower rod.
- » Distance between each axis: 72 mm.
- » Backset 65mm
- » Reversible (non handed)
- » Zinc plated steel (Z) or stainless steel (I) frontplate

Product code	Function	Packaging
CF50NGTR9Z/ICE	No panic	1 / 25
CF5ENGTR9Z/ICE	No panic	1 / 1
CF50ASR9Z / I	Panic	1 / 25



CERTIFIED ACCORDING
UNE-EN
12209:2004



CF-60 Series

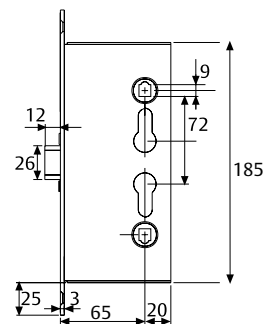
- » Certified according UNE-EN1125:2009
- » Certified according UNE-EN 12209: 2004.
- » CF60 lock cylinder not included, panic function for all versions.
- » Backset 65 mm
- » Distance between each axis 72 mm
- » Reversible (non handed)
- » Sintered steel latch: endures temperatures over 900° C.
- » 9x9 mm follower rod.

Product code	Function	Packaging
CF60RSR9ZCE/I	Handle + key	1 / 25
CF6ERSR9Z	Handle + key	1 / 1 and 1 / 20
CF6IRSR9Z	Inwards opening	1 / 25
CF6500R9Z	Free passage doors*	1 / 25
CF6900R9Z	External opening with a key**	1 / 25

* Cylinder not allowed

** External lever not allowed

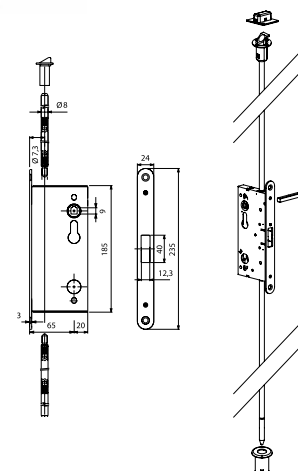
CERTIFIED ACCORDING
UNE-EN
12209:2004
1125:2009



Counter lock CF-32

Product code	Function	Packaging
RETCF32	Vertical rod device blocking system	1 / 25
CF322EN1SR9Z/ICE	Counter lock	1 / 1 and 1 / 20
BARVECF32CE	Vertical rod device	1 / 25

CERTIFIED ACCORDING
UNE-EN
1125:2009



Fire doors hardware

CF60 solenoid Series

Features

- » Certified according UNE-EN1125:2009
- » Certified according UNE-EN 12209: 2004.
- » CF60 lock cylinder not included, panic function for all versions.
- » Backset 65 mm
- » Distance between each axis 72 mm
- » Reversible (non handed)
- » Sintered steel latch: endures temperatures over 900° C.
- » 9x9 mm follower rod.

Electrical consumption

Power Supply	
	12-24 VDC (-10% / +15%)
Consumption	
	max 550 mA (12 VDC)
	stop 240 mA (12 VDC)
	max 270 mA (24 VDC)
	stop 110 mA (24 VDC)



CERTIFIED ACCORDING
UNE-EN
12209:2004
1125:2009



CF60 with panic function

Performance

- » Locking the cylinder, the external follower of the lock gets blocked and the door can not be opened. However, as it is an panic lock, the door can always be open from inside by activating the lever or the panic exit device.
- » With an electric signal, the electro switch clutches the inner mechanism of the lock allowing the door to be opened from outside operating the lever.
- » When the signal disappears, the lock becomes blocked again from outside.
- » OPTIONAL: inwards opening

Certification

- » CE mark, according UNE-EN12209 & UNE-EN1125 (Only stainless steel front plate).

CF60 without panic function

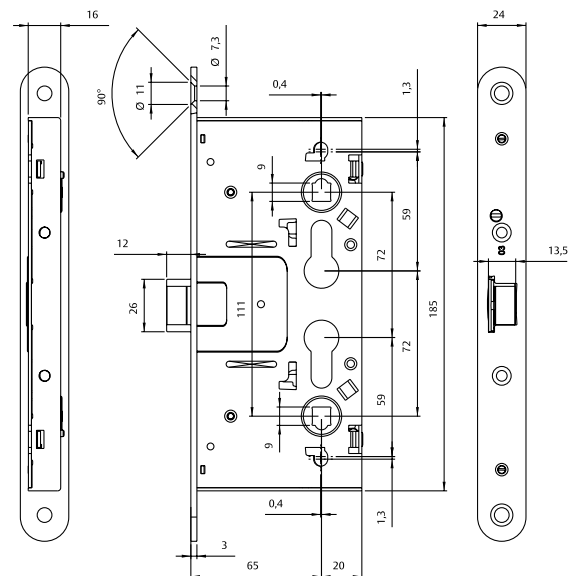
Performance

- » Locking the cylinder, the lock gets blocked and the door can not be opened, neither from inside nor from outside.
- » With an electric signal, the electro switch clutches the inner mechanism of the lock allowing the door to be opened from inside and outside operating the lever.
- » When the signal disappears, the lock becomes blocked again.

Certification

- » CE mark, according UNE-EN12209

Dimensions

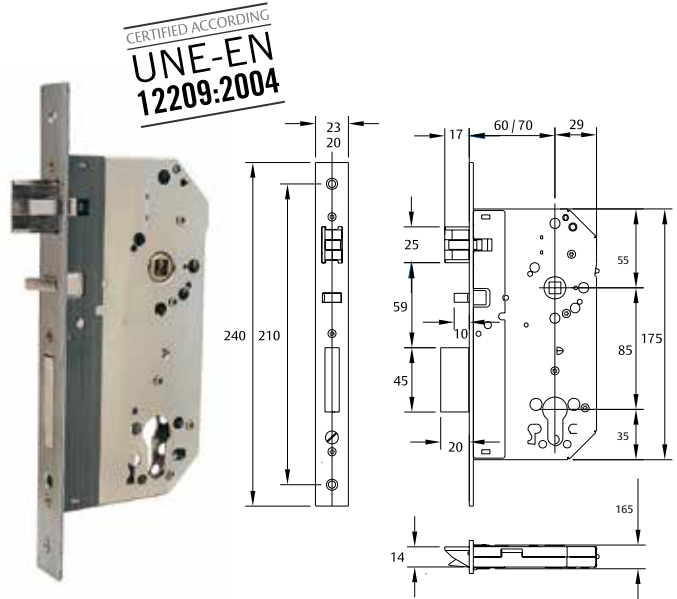


Fire doors hardware

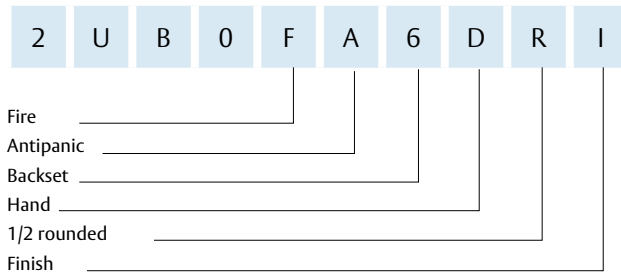
2UB0 Series

Features

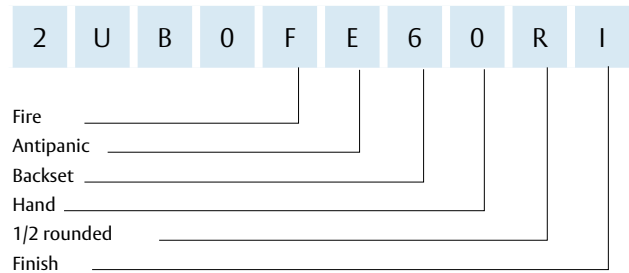
- » Mortise lock for wooden doors.
- » Conforms to the UNE-EN 12209 standard. EC-certified.
- » Reversible, silent latch in sintered steel. Profile of the latch: 17 mm (extra-security).
- » Distance between shafts: 85 mm.
- » Backsets: 60/70 mm.
- » By default, they include a panic exit function allowing for permanent free passage from the inside. With a double follower rod, an external protection device for the rod is installed in order to prevent the handle from being operated.
- » Steel follower rod: 8mm. Deadbolt follower rod: 6 mm
- » Optional round shape 1/2.
- » Closed body, which prevents shavings from entering at the time of installation.
- » TE-5 Europrofile cylinder with nickel steel keys. LP and HL finishes: cylinder's finish in brass. HN, AI and NE finishes: cylinder's finish in nickel.
- » Packaging in boxes of 1/20 units.



Example antipanic standard follower product code



Example non antipanic standard follower product code


















2UB0F	Model	Backset A	Finish	Packaging
	2UB0FA / FE	60 / 70	AI	1 / 20
	2UB0FA / FE	60 / 70	LP	1 / 20
2UB1F	Model	Backset A	Finish	Packaging
	2UB1F	60 / 70	AI	1 / 20
	2UB1F	60 / 70	LP	1 / 20
2UB4F	Model	Backset A	Finish	Packaging
	2UB4FA / FE	60 / 70	AI	1 / 20
	2UB4FA / FE	60 / 70	LP	1 / 20
2UB5F	Model	Backset A	Finish	Packaging
	2UB5F	60 / 70	AI	1 / 20
	2UB5F	60 / 70	LP	1 / 20

2UB6	Model	Backset A	Finish	Packaging
	2UB6	60/70	AI	1 / 20
	2UB6	60/70	LP	1 / 20
	2UB6	60/70	AI	1 / 20
	2UB6	60/70	LP	1 / 20
2UB7F	Model	Backset A	Finish	Packaging
	2UB7F	60/70	AI	1 / 20
	2UB7F	60/70	LP	1 / 20
2UB9F	Model	Backset A	Finish	Packaging
	2UB9F	60/70	AI	1 / 20
	2UB9F	60/70	LP	1 / 20



Fire doors hardware

Handles

												
			CF50/CF60	2030	CF50/CF60*	2030*	Fixed knobset*	Rotating knobset*				
Fixing system		Floating rapierts	Coach screw	Floating rapierts	Fixing rapierts Floating rapierts	Fixing rapierts		Sheet metal screw	Sheet metal screw	Floating rapierts	Floating rapierts	Floating rapierts
	E0010EX	ME5L900	MS5L800	MSCF800	MSMF800			TTL800	TGL800	MS5800 (2030) MS5C8CF (CF50/CF60)	MSTT800	MSTT80V
	E0031EX		MS0L885				MSTF885			MS0C885		
	E0061EX	ME0L972		MSMF872		MSTF872 METF972				MS0C872		

Depending on whether it is an entrance door, a passage door or an emergency exit, and also on the dimensions of the lock (distance between each axis of 85 or 72 mm), we will choose the most suitable model of handle or double handle.

* Stainless steel finish - Flat knob
Black finish - Ball knob

Fire doors hardware

Sena Series

Fire rated and flame-resistant doors preserve the airtightness in a room where a fire has occurred, preventing the flames from spreading to other rooms in the building. The fitting (lock, handle, knob, door closer...) plays an important role here, ensuring the door remains completely closed and no heat or inflammable gases enter the room.

This chapter includes stainless steel handles and steel-based handles.

The Sena series has been certified by the LGAI and the EN 1634-1:2000 standard as a firebreak handle (minimum resistance to fire tests with the corresponding door: 120 minutes).

Firebreak spindles

In galvanized steel, capable of enduring high temperatures.

Steel reduction

Valves in 9 to 8 mm, 8 to 7 mm and 8 to 6 mm for firebreak locks.

Fixing of the handle

Depending on each model, fixing is carried out with fixed through bolts on the internal plate, or floating through bolts / bolts straight onto the door's leaf.



In this case you can order floating through bolts that will go through the door making the installation more resistant. Fixing screws will be hidden in order to prevent the handles from being stolen in public buildings.

Finishes

- » Stainless steel AISI 316L
- » Black Ral 9005

Model	Hand	For lock 2030F	For lock CF50-60	Model	Hand	For lock 2030F	For lock CF50-60
	-	MSOF885NE	MSOF872NE		-		MSMF872NE MSMF872IS16
	-	MSSF800NE	MSSF800NE		-	MSMF800NE MSMF800IS16	
	-	MSOF885IS16	MSOF872IS16		-		MSCF800NE MSCF800IS16
	-				Handle + pull handle	MSTF885NE*	
	-				Handle + pull handle	MSTF885IS16	
	-				P. handle + pull handle	MTFEL885IS16	door latch
	-				P. handle + pull handle	MTFOL885IS16**	
	-	MSMF885NE			Handle + pull handle		MSTF872NE*
	-	MSMF885IS16					MSTF872IS16
	-				P. handle + pull handle	TTFOL885IS16	

* Black ball knob ** Without studs



Fire doors hardware

Monobloc Series

The MONOBLOC Series has been certified by the DIN 18273 standard for fire rated and flame-resistant doors.

Handle

Specifically aimed at doors subject to a big strain (hospitals, schools, public buildings).

The internal plate has been fixed to the handle with a black polypropylene coating.

The covers, made of the same material, have been fixed to the internal escutcheon with clips.

Models in which the handle has been attached to the square with a stud bolt (satin black finish) have been certified by the UNE - EN - 1634 - 1: 2000 standard, with a 150 KG. resistance to motion strain and 200,000 actuations.

Specifically designed for locks with DIN sizes (72 mm distance between axis).

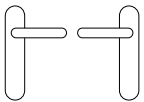
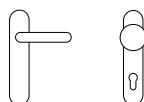
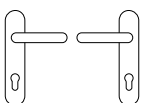
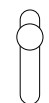
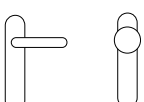
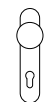
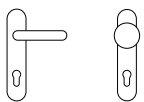
Fixing of the handle

Hidden by knurled floating through bolts that go through the door's leaf from the outside.












MONOBLOC Series Finishes

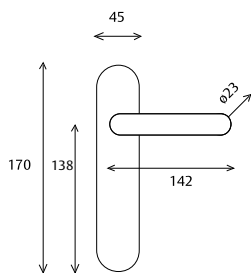
The steel-web handle has a black polypropylene coating has a matt black plypro that gives it rigidity and strength, high resistance to solvents, absence of electrostatic charge and stability against light and temperature variations.

Model	Product code	Finish	Model	Product code	Finish
	ME5L900 (Set of passage handles)	NM		METF72 (Half handle with keyhole at 72 mm and half passage knobset)	NM
	ME0L972 BME0L972 (Includes accessories to tighten the axis of the hinge)	NM		MPTF900 (Half passage knobset)	NM
	METF900 (Half handle and half passage knobset)	NM		MPTF972 (Half knobset with keyhole at 72mm)	NM
	METF972 (Half handle and half knobset with keyhole at 72 mm)	NM			

Fire doors hardware

Monobloc Series

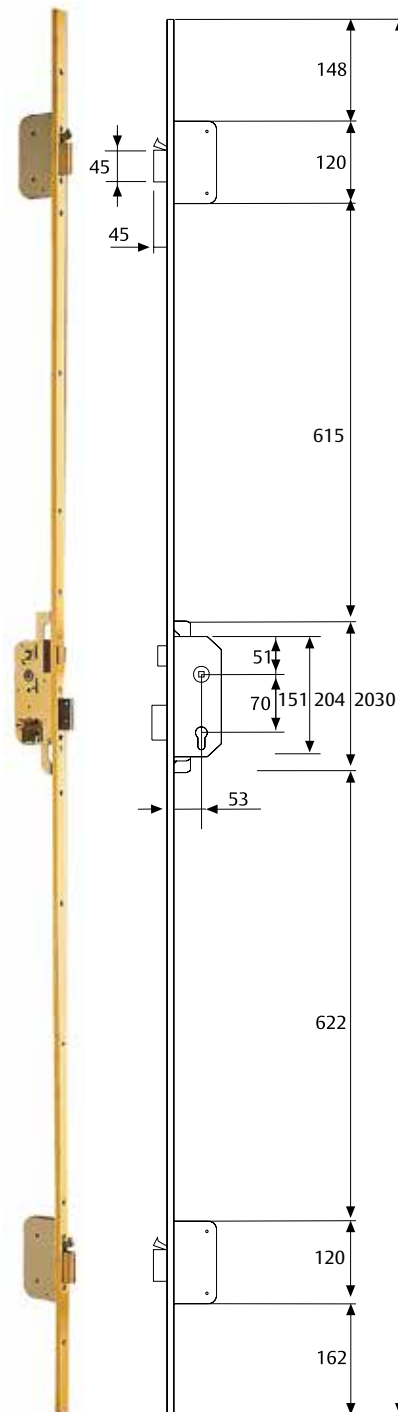
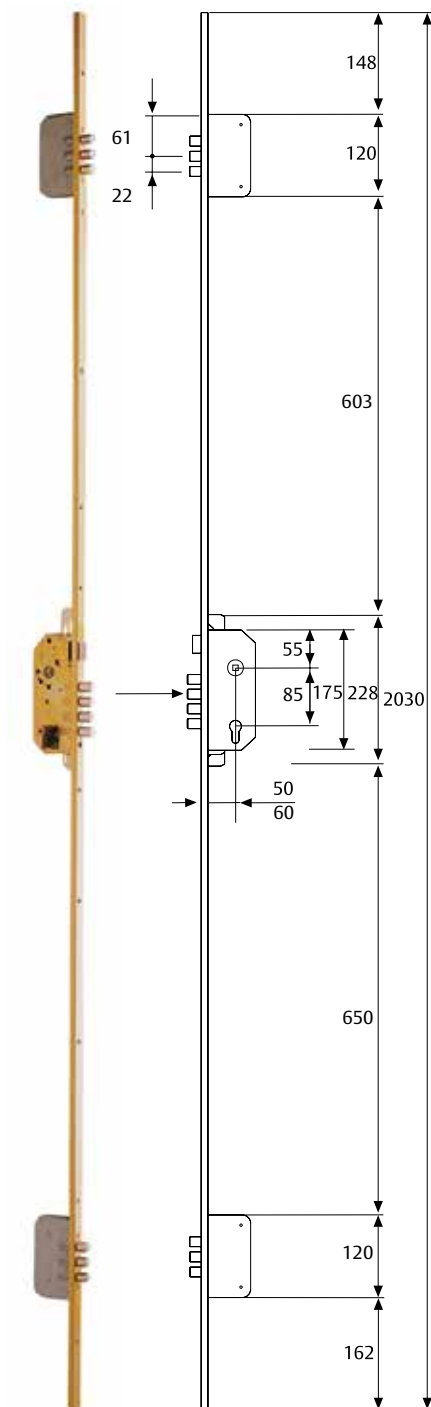
Model	Product code	Finishes	Model	Product code	Finishes
	PCM0L000 (Half blank cover)	NM		ECM0L072 (Half escutcheon only with keyhole at 72 mm in zinc plated steel)	NM
	PCM5L900 (Half passage cover)	NM		ECM5L900 (Half passage escutcheon in zinc plated steel)	NMN
	PCM0L072 (Half cover only keyhole at 72 mm)	NM		ACESTMONOBM5 (2 through bolts M5 monobloc range)	NM
	PCM0L972 (Half cover with keyhole at 72mm)	NM		ACCTENSOR BISCF (1000 tensors + CF hinges limit spring)	NM
	ECM0L000 (Half blank escutcheon in zinc plated steel)	NM			



Fire doors hardware

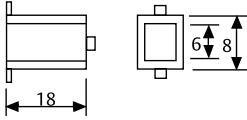
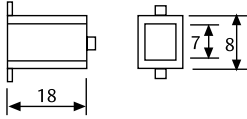
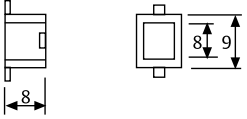
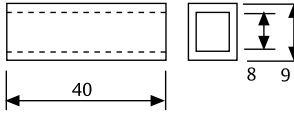
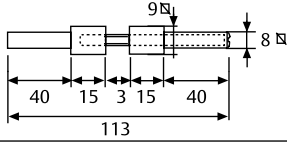
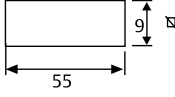
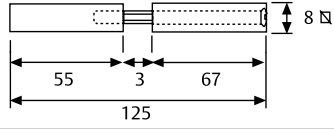
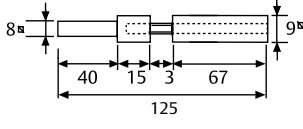
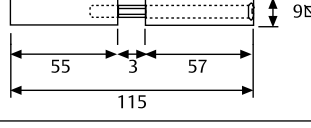
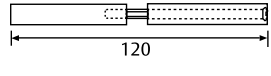
Security multipoint locks TLPN and TLBA

- » Tempered steel levers.
 - » Antilever hooks in auxiliary boxes.
 - » Devices are protected by locked boxes made of galvanized steel.
 - » Highly rigid U-profile steel front. Ideal for RF doors.
 - » Security escutcheons E-700L, E300L, E700 and E800.
- » It can incorporate an embellishment for the key-storing escutcheon.
 - » PATENTED no-return device for bolts and levers.
 - » Long strikes in 40mm standard width with choice options in 35mm and 45mm. Also available in a special height of 2035mm.



Fire doors hardware

Spindles and reducers

Models	Product code	Features	Packaging
	44600HH	From 8 to 6 mm For fire rated locks with single nut	50
	44700HH	From 8 to 7 mm For fire rated locks with single nut	50
	44900HH	From 9 to 8 mm For fire rated locks with double nut	50
	CASQUCF50	From 9 to 8 mm For fire rated locks with single nut	50
	CDCF60MAK	Double square spindle 8/9 + 9/8	
	CDCF60MAL	Spindle 9	
	CD2030S8M	Double square spindle 8/8 + 8/8	
	CDCF6089M	Double square spindle 8/9 + 9/9	
	DM9912CUA	Double square spindle 9/9 + 9/9	
	CDFUEGO8M	Fire double nut spindle 8x120	



Fire doors hardware

LITE - QUICK - Universal - TOP Series

- » CE market panic exit devices according to UNE-EN 1125.
- » Rim and mortice version available.
- » Single and multipoint locking panic exit devices, depending on door configuration and / or customer requirements.
- » Different outside device configuration available: knob, cylinder, handle...
- » Low projection devices maximizing the free passing area.
- » TESA panic exit devices are available in different finishes including stainless steel (AISI 304).
- » TESA panic exit devices can be combine with electromechanic devices for access control.
- » Refer to panic exit devices chapter for further information.



Fire doors hardware

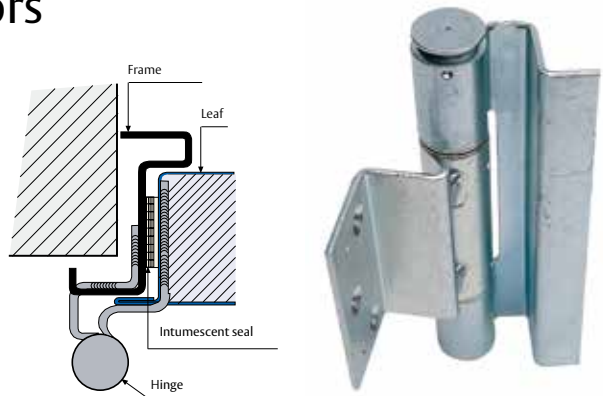
Hinges for certified firebreak doors

- » 3mm thick steel hinge for break doors. Reversible.
- » Certified according to EN1935:2002

UNE-EN 1935:2002 **4 7 5 1 1 0 0 12**

- » CE Grade 12 certified for 100 kgs doors and 200.000 cycles.
- » Includes 2 brass friction washers
- » Non plated

Product code	Dimensions
BISCFCE10ST	160x60x36
BISCFCE250ST	160x60x36



Stainless Steel hinge

- » Stainless Steel hinge with two ball bearings for break fire doors
- » Extremely corrosion resistance, Grade 4. Reversible.
- » CE Certified according to EN1935:2002

4 7 6 1* 1 4 0 13

Packing includes:


- » 1 pair of hinges
- » 16 Philips wood screws

Product code	Finishes	Dimensions
BISCFCE433IS16	IS16	102x76x3 mm
BISCFCE443IS16	IS16	102x102x3 mm

Product code	Finishes	Dimensions
BISCFCEM433IS*	IS304	102x76x3 mm
BISCFCEM443IS*	IS304	102x102x3 mm

*Included MT screws

Product code	Finishes	Dimensions
BISCFCE433IS01	IS201	102x76x3 mm
BISCFCE443IS01	IS201	102x102x3 mm

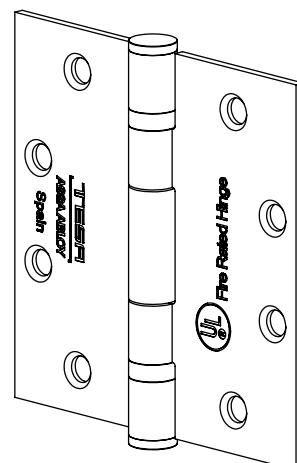


UL Certified Stainless Steel hinges

- » UL10C certified
- » SS304 hinges, with 2 or 4 bearing for fire-break doors
- » 180 minutes Fire-resistance
- » Very high corrosion resistance (Grade 4)
- » Reversible.
- » SS screws included

Reference	Dimensions
BISUL4543IS	114x102x3 - 2 bearing
BISULM454534IS*	114x114x3,4, 2 bearing, metallic doors
BISUL44543IS	114x102x3 - 4 bearing
BISULM45434IS*	114x102x3,4, 2 bearing, metallic doors

*Screws for timber and metal door/ frames.





ASSA ABLOY

Talleres de Escoriaza, S.A.U.
Barrio Ventas, 35 • E-20305 Irun • SPAIN
Tel.: +34 943 669 100 • Fax: +34 943 633 221
www.tesa.es

ASSA ABLOY is the global leader in door opening solutions,
dedicated to satisfying end-user needs for security, safety and convenience