


Armoured Doors



ASSA ABLOY



The firmness of the leader



TESA armoured doors are the maximum portrayal of security at TESA. In them, all the years of experience and the great range of products that TESA has developed are incorporated to offer you the utmost Security. The ratings obtained by our various models of armourer doors at authorized laboratories certify it. For all of these reasons, preferring a TESA armoured door is to choose a product of added value and great security.

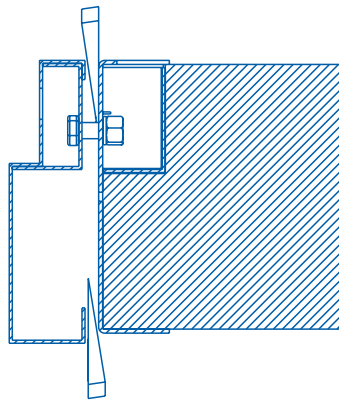
Why should you install an armour-plated door?

Reinforced doors have been ousted by armoured doors as far as security goes. The main material used in the manufacture of armoured doors, steel, offers sturdiness and resistance very superior to those of wood. This new concept of Security door, the Armour-plated door, is beginning to permeate in our society, reflected in a spectacular increase in demand.



Simplicity of installation

Armoured doors are designed to offer the highest level of security, also considering the requirements of professional carpenters. The installation of an armoured door is an easy task, it does not require the use of special tools or other elements. It's as easy as joining the frame to the pre-frame using screws.



Design and decorative possibilities

Armoured doors are decorated with panels. This fact allows to combine different inside and outside designs. Besides, it is possible to assemble the panels once the door has been correctly installed and the construction is finished. This way the chances of scratching or breaking the decorative panels during the construction process are eliminated. The wide range of decorative options offered by **TESA** armoured doors allow to combine design and high security door solutions. **TESA** also offers a full variety of wooden covers for the metal frame.



TESA warranties

Quality is guaranteed when you purchase **TESA**. The ratings obtained by our various models of armour-plated doors at authorized laboratories certify it. **TESA** also has a range of fire resistant armour-plated doors that comply with the european regulations. This is why, when you acquire a **TESA** product you are gaining tranquility.



Regulations

Security

TESA has the **ISO 9001** quality system and the **ISO 14001** environmental system.

UNE-EN1630 (Burglar-proof resistance). The test consists of trying to manually force the door, by using a group of tools for a certain duration, defined by the desired degree to achieve.

Class Degree	Application example	Tools	Time resisted (min)	Maximum total time of the test
1	There are no tests available for homes of regular risk			No test for manual Burglar-proof resistance.
2	For residential buildings of normal risk and villas.	A	3	15
3	For residential buildings of considerable risk, industrial building offices and stately villas.	B	5	20
4	Banks, jewelry stores and hospitals.	C	10	30
5	Protection of classified documents, military zones, etc. ^o	D	15	40
6	Protection of classified documents, military zones, nuclear plants, etc.	E	20	50



Fire

UNE-EN 13501-2 (classification) y **UNE-EN 1634 -1** (test)

Technical characteristics that define a door:

- Mechanical stability or integrity (E): ability of the structure to remain unalterable in its mechanical function.
- Thermal insulation (I): the ability to prevent heat transfer from the exposed side to the unexposed side.

CE Marking

It is the marking products must have for their free circulation in the territories of the member states of the EU and countries belonging to the European economic space. The securitesa armoured door tests according to European regulation **UNE-EN 14351-1**.

Index

Premium armoured door	6
Automatica armoured door	8
S1 SECU armoured door	10
S1 SECU EI60 armoured door	12
S1 SECU Hotel armoured door	14
S1 SECU Noosfera armoured door	16
S1 SECU Double armoured door	18
S2 MIDI armoured door	20
S3 MIDI armoured door	22
Steel Subframe	24



Premium



Automatica



S1 SECU



S1 SECU EI60



S1 SECU Hotel



S1 SECU Noosfera



S1 SECU Double



S2 MIDI



S3 MIDI



Subframe

Premium armoured door

5 points lock with 18mm bolts and hooks



EI 30 (Optional)



Regulations

- » CE marking according to UNE-EN 14351-1
- » Resistance to wind load.
 - Test pressure: Class 4
 - Frame deformation: Class C
- » Acoustic performance: 24 dB
- » Thermal transference: 3 W/m²K
- » Air permeability: Class 1
- » Water tightness: PND

* Grade 4 BURGLAR-PROOF RESISTANCE UNE-EN1627

* EI30 FIRE-PROOF UNE-EN 13501-2 (Optional)

Application

- » Suitable for replacement.
- » Valid as an extreme security door.
- » Heavy traffic of people.
- » Possibility of going directly to wall or wooden preframe.

Operation

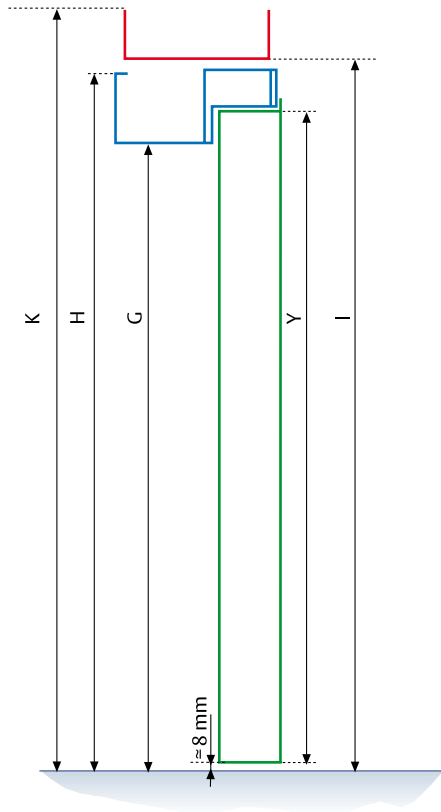
The door will open from the exterior by introducing the key and releasing the multipoint lock. From the interior it will open activating the handle or the cylinder.

Characteristics

- » Metallic preframe. (Optional)
- » Steel frame covered in natural wood (lacquered optional).
- » Sheet composed of a welded and reinforced steel structure.
- » Can add different types of panels.
- » Lacquered edging strip.
- » Multi-point high security lock 5 closing points of 18 mm bolts.
- » Anti-bumping cylinder and impossible to copy key.
- » High security defender.
- » Reinforced adjustable lock.
- » 3 adjustable security hinges.
- » 6 anti-leverage bolts.
- » Automatic windstopper
- » Service function. (Full Lock)
- » Rock wool for thermal and acoustic insulation. (Optional)
- » Intumescent seal. (Optional)



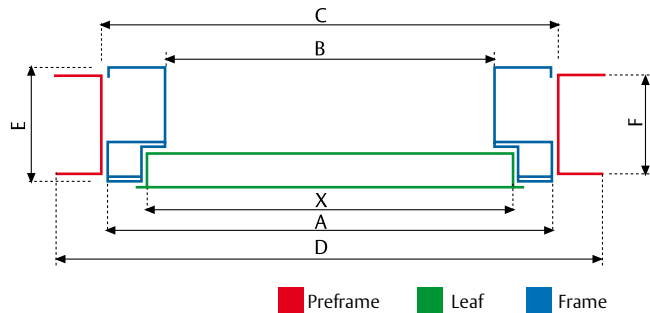
Premium armoured door



Preframes only available for **STANDARD** measures.
Optional: Fire proof only available for **STANDARD** measures.
 These measurements are for guidance. Consult the technical manual.

Finish	Standard	Frame	Edging strip
Lacquered	RAL 9016 (White)	YES	YES
	RAL 9006 (Grey)	YES	YES
	RAL 8019 (Brown)	YES	YES
Wood	Gold	NO	YES
	Sapelly	YES	NO
	Oak	YES	NO
	Reed beech	YES	NO
	Cherry	YES	NO

Recommended and available in stainless steel for marine environments.



Model	Frame thickness	Preframe thickness
	E	F
75	75	
100	100	95
120	120	115
140	140	135
155	155	150

Height of block (TESA's Reference)	Height of the leaf Y	Height of block H	Light of passage G	Free slot (preframe) I	Free slot (building) K
1945 (1910)	1910	1945	1941		
1975 (1940)	1940	1975	1971		
2005 (1970)	1970	2005	2001		
2020 (1985)	1985	2020	2016		
2035 (2000)	2000	2035	2031		
2050 (2015)	2015	2050	2046		
2065 (2030)	2030	2065	2061	2077	2110
2080 (2045)	2045	2080	2076		
2105 (2070)	2070	2105	2101		
2125 (2090)	2090	2125	2121		
2145 (2110)	2110	2145	2141	2157	2190
2165 (2130)	2130	2165	2161		
2200 (2165)	2165	2200	2196		
2235 (2200)	2200	2235	2231		
2285 (2250)	2250	2285	2281		
2335 (2300)	2300	2335	2331		
2385 (2350)	2350	2385	2381		
2435 (2400)	2400	2435	2431		

Width of block (TESA's Reference)	Width of the leaf X	Width of block A	Light of passage B	Free slot (preframe) C	Free slot (building) D
800 (750)	743	800	718		
830 (780)	773	830	748		
850 (800)	793	850	768		
865 (815)	808	865	783		
887 (837)	830	887	805	897	964
905 (855)	848	905	823		
925 (875)	868	925	843		
950 (900)	893	950	868		
975 (925)	918	975	893	985	1052
1000 (950)	943	1000	918		
1030 (980)	973	1030	948		

Remarked: special measures.

Automatica armoured door

3 independent automatic closing points

CE EI 30 (Optional)



Regulations

- » CE marking according to UNE-EN 14351-1
- » Resistance to wind load.
 - Test pressure: Class 4
 - Frame deformation: Class C
- » Acoustic performance: 24 dB
- » Thermal transference: 3 W/m²K
- » Air permeability: Class 1
- » Water tightness: PND

* Grade 4 BURGLAR-PROOF RESISTANCE UNE-EN1627

* EI30 FIRE-PROOF UNE-EN 13501-2 (Optional)

Application

- » Suitable for replacement.
- » Valid as an extreme security door.
- » Heavy traffic of people.
- » Possibility of going directly to wall or wooden preframe.

Operation

The door will open from the exterior by introducing the key and releasing the multipoint lock. From the interior it will open activating the handle or the cylinder. When the door is closed it will be blocked at 3 points automatically, without need of activating the cylinder.

Characteristics

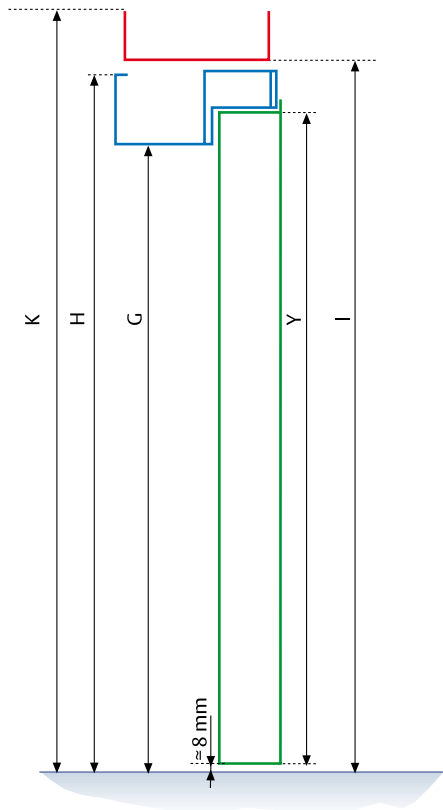
- » Metallic preframe. (Optional)
- » Steel frame covered in natural wood (lacquered optional).
- » Sheet composed of a welded and reinforced steel structure.
- » Can add different types of panels.
- » Lacquered edging strip.
- » Multi-point automatic independent lock.
- » Anti-bumping cylinder and impossible to copy key.
- » High security defender.
- » Reinforced adjustable lock.
- » 3 adjustable security hinges.
- » 6 anti-leverage bolts.
- » Automatic windstopper
- » Service function. (Only Retrofit market)
- » Rock wool for thermal and acoustic insulation. (Optional)
- » Intumescent seal. (Optional)



High security: automatic closing without using the key

Hooks lubrication is recommended every 6 months.

Automatica armoured door



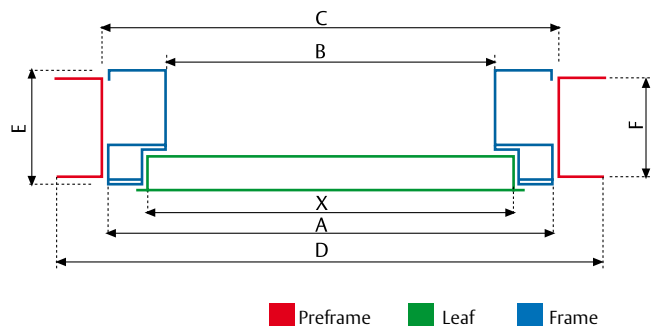
Preframes only available for **STANDARD** measures.
Optional: Fire proof only available for **STANDARD** measures.
 These measurements are for guidance. Consult the technical manual.

Height of block (TESA's Reference)	Height of the leaf Y	Height of block H	Light of passage G	Free slot (preframe) I	Free slot (building) K
1945 (1910)	1910	1945	1906		
1975 (1940)	1940	1975	1936		
2005 (1970)	1970	2005	1966		
2020 (1985)	1985	2020	1979		
2035 (2000)	2000	2035	1996		
2050 (2015)	2015	2050	2009		
2065 (2030)	2030	2065	2026	2077	2110
2080 (2045)	2045	2080	2039		
2105 (2070)	2070	2105	2074		
2125 (2090)	2090	2125	2094		
2145 (2110)	2110	2145	2104	2157	2190
2165 (2130)	2130	2165	2124		
2200 (2165)	2165	2200	2159		
2235 (2200)	2200	2235	2194		
2285 (2250)	2250	2285	2244		
2335 (2300)	2300	2335	2292		
2385 (2350)	2350	2385	2344		
2435 (2400)	2400	2435	2394		

Remarked: special measures.

Finish	Standard	Frame	Edging strip
Lacquered	RAL 9016 (White)	YES	YES
	RAL 9006 (Grey)	YES	YES
	RAL 8019 (Brown)	YES	YES
Wood	Gold	NO	YES
	Sapelly	YES	NO
	Oak	YES	NO
	Reed beech	YES	NO
	Cherry	YES	NO

Recommended and available in stainless steel for marine environments.



Model	Frame thickness	Preframe thickness
	E	F
75	75	
100	100	95
120	120	115
140	140	135
155	155	150

Width of block (TESA's Reference)	Width of the leaf	Width of block	Light of passage	Free slot (preframe)	Free slot (building)
	X	A	B	C	D
800 (750)	743	800	718		
830 (780)	773	830	748		
850 (800)	793	850	768		
865 (815)	808	865	783		
887 (837)	830	887	805	897	964
905 (855)	848	905	823		
925 (875)	868	925	843		
950 (900)	893	950	868		
975 (925)	918	975	893	985	1052
1000 (950)	943	1000	918		
1030 (980)	973	1030	948		

S1 SECU armoured door

5 point lock with 18mm bolts

CE EI 30 (Optional)



Regulations

- » CE marking according to UNE-EN 14351-1
- » Resistance to wind load.
 - Test pressure: Class 4
 - Frame deformation: Class C
- » Acoustic performance: 24 dB
- » Thermal transference: 3 W/m²K
- » Air permeability: Class 1
- » Water tightness: PND

* Grade 4 BURGLAR-PROOF RESISTANCE UNE-EN1627

* EI30 FIRE-PROOF UNE-EN 13501-2 (Optional).

Application

- » Valid as a security door.
- » Heavy traffic of people.
- » Possibility of going directly to wall or wooden preframe.

Operation

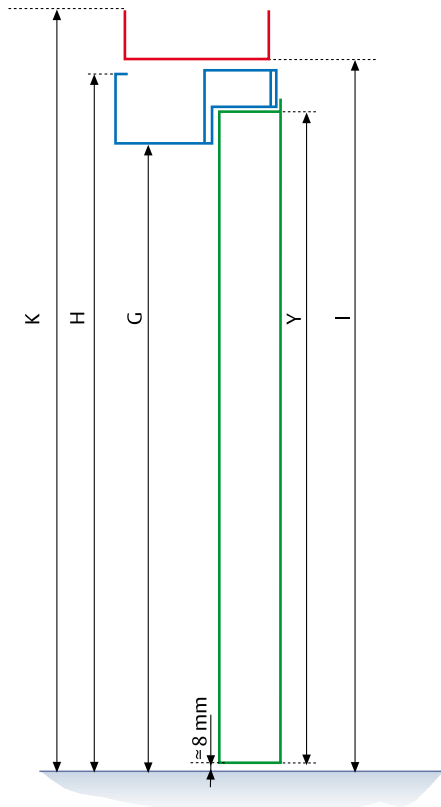
The door will open from the exterior by introducing the key and releasing the multipoint lock. From the interior it will open activating the handle or the cylinder.

Characteristics

- » Metallic preframe. (Optional)
- » Steel frame covered in natural wood (laquered optional).
- » Sheet composed of a welded and reinforced steel structure.
- » Can add different types of panels.
- » Lacquered edging strip.
- » Multi-point high security lock 5 closing points of 18 mm bolts.
- » Anti-bumping cylinder and impossible to copy key.
- » High security defender.
- » Reinforced adjustable lock.
- » 3 adjustable security hinges.
- » 6 anti-leverage bolts.
- » Automatic windstopper
- » Rock wool for thermal and acoustic insulation. (Optional)
- » Intumescent seal. (Optional)



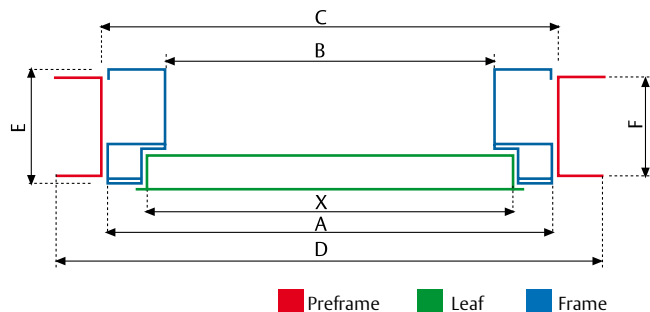
S1 SECU armoured door



Preframes only available for **STANDARD** measures.
Optional: Fire proof only available for **STANDARD** measures.
 These measurements are for guidance. Consult the technical manual.

Finish	Standard	Frame	Edging strip
Lacquered	RAL 9016 (White)	YES	YES
	RAL 9006 (Grey)	YES	YES
	RAL 8019 (Brown)	YES	YES
Wood	Gold	NO	YES
	Sapelly	YES	NO
	Oak	YES	NO
	Reed beech	YES	NO
	Cherry	YES	NO

Recommended and available in stainless steel for marine environments.



■ Preframe ■ Leaf ■ Frame

Model	Frame thickness	Preframe thickness
	E	F
75	75	
100	100	95
120	120	115
140	140	135
155	155	150

Height of block (TESA's Reference)	Height of the leaf Y	Height of block H	Light of passage G	Free slot (preframe) I	Free slot (building) K
1945 (1910)	1910	1945	1906		
1975 (1940)	1940	1975	1936		
2005 (1970)	1970	2005	1966		
2020 (1985)	1985	2020	1981		
2035 (2000)	2000	2035	1996		
2050 (2015)	2015	2050	2011		
2065 (2030)	2030	2065	2026	2077	2110
2080 (2045)	2045	2080	2041		
2105 (2070)	2070	2105	2066		
2125 (2090)	2090	2125	2086		
2145 (2110)	2110	2145	2106	2157	2190
2165 (2130)	2130	2165	2126		
2200 (2165)	2165	2200	2161		

Width of block (TESA's Reference)	Width of the leaf X	Width of block A	Light of passage B	Free slot (preframe) C	Free slot (building) D
800 (750)	743	800	718		
830 (780)	773	830	748		
850 (800)	793	850	768		
865 (815)	808	865	783		
887 (837)	830	887	805	897	964
905 (855)	848	905	823		
925 (875)	868	925	843		
950 (900)	893	950	868		
975 (925)	918	975	893	985	1052
1000 (950)	943	1000	918		
1030 (980)	973	1030	948		

S1 SECU EI60 armoured door

5 point locking bolts of 18 mm with 90 min. fire proof.



Regulations

- » CE marking according to UNE-EN 14351-1
- » Resistance to wind load.
 - Test pressure: Class 4
 - Frame deformation: Class C
- » Acoustic performance: 27 dB
- » Thermal transference: 2,6 W/m²K
- » Air permeability: Class 1
- » Water tightness: PND

* Grade 4 BURGLAR-PROOF RESISTANCE UNE-EN1627

* EI90 FIRE-PROOF UNE-EN 13501-2

Application

- » Valid as a security door.
- » Resists fire for up to 90 minutes.
- » Heavy traffic of people.

Operation

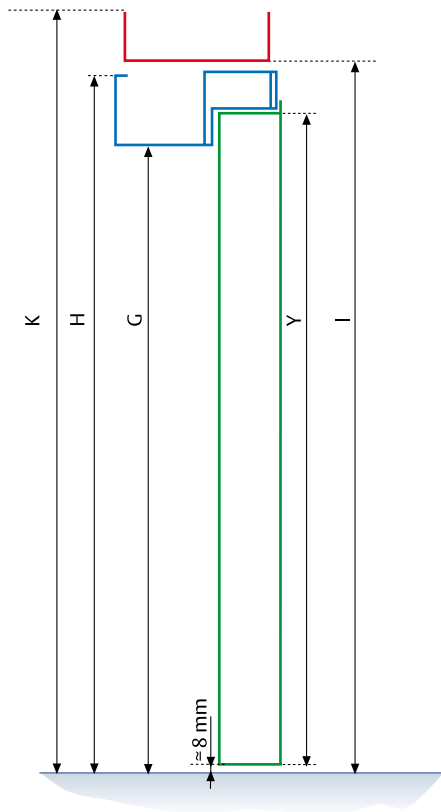
The door will open from the exterior by introducing the key and releasing the multipoint lock. From the interior it will open activating the handle or the cylinder.

Characteristics

- » Metallic preframe. (Optional)
- » Steel frame covered in natural wood (laquered optional).
- » Sheet composed of a welded and reinforced steel structure.
- » Can add different types of panels.
- » Lacquered edging strip.
- » Multi-point high security lock 5 closing points of 18 mm bolts.
- » Anti-bumping cylinder and impossible to copy key.
- » High security defender.
- » Reinforced adjustable lock.
- » 3 adjustable security hinges.
- » 6 anti-leverage bolts.
- » Automatic windstopper
- » Rock wool for thermal and acoustic insulation. (Optional)
- » Intumescent seal. (Optional)
- » Plaster panels for thermal and acoustic insulation.



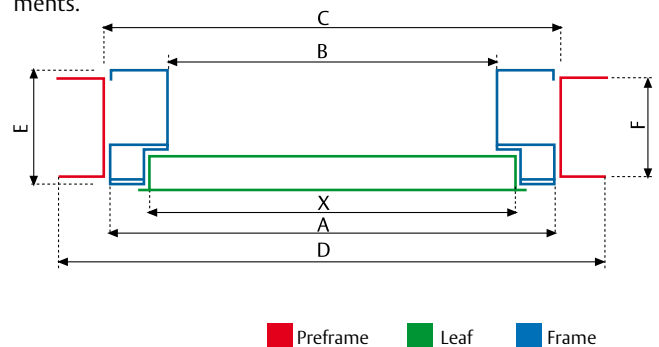
S1 SECU EI60 armoured door



Compulsory metallic preframe.
These measurements are for guidance. Consult the technical manual.

Finish	Standard	Frame	Edging strip
Lacquered	RAL 9016 (White)	YES	YES
	RAL 9006 (Grey)	YES	YES
	RAL 8019 (Brown)	YES	YES
Wood	Gold	NO	YES
	Sapelly	YES	NO
	Oak	YES	NO
	Reed beech	YES	NO
	Cherry	YES	NO

Recommended and available in stainless steel for marine environments.



Model	Frame thickness	Preframe thickness
	E	F
100	100	95
120	120	115
140	140	135
155	155	150

Height of block (TESA's Reference)	Height of the leaf (Y)	Height of block (H)	Light of passage (G)	Free slot (preframe) (I)	Free slot (building) (K)
2065 (2030)	2030	2065	2026	2077	2110
2145 (2110)	2110	2145	2106	2157	2190

Width of block (TESA's Reference)	Width of the leaf (X)	Width of block (A)	Light of passage (B)	Free slot (preframe) (C)	Free slot (building) (D)
887 (837)	830	887	805	897	964
975 (925)	918	975	893	985	1052

S1 SECU Hotel armoured door

3 independent automatic closing points with access control.

CE EI 30 (Optional)



Regulations

- » CE marking according to UNE-EN 14351-1
- » Resistance to wind load.
 - Test pressure: Class 4
 - Frame deformation: Class C
- » Acoustic performance: 24 dB
- » Thermal transference: 3 W/m²K
- » Air permeability: Class 1
- » Water tightness: PND

* Grade 4 BURGLAR-PROOF RESISTANCE UNE-EN1627

* EI30 FIRE-PROOF UNE-EN 13501-2 (Optional)

Application

- » Valid as an extreme security door.
- » Access control and HOTEL.
- » Heavy traffic of people.
- » Suitable for exteriors.

Operation

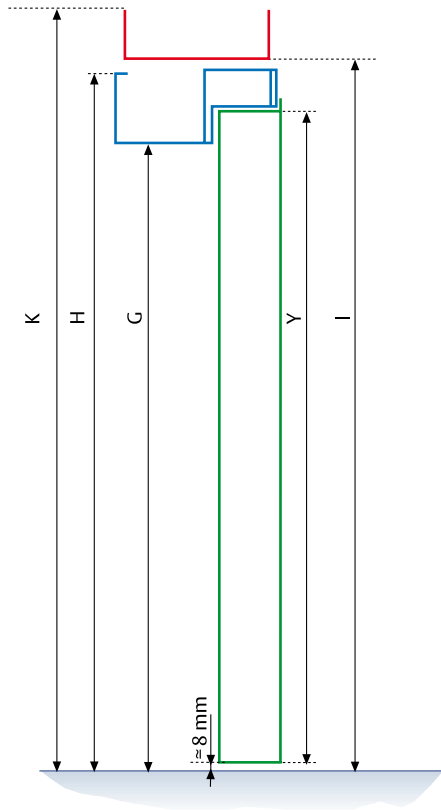
The door will open from the exterior by introducing the key and releasing the multipoint lock. From the interior it will open activating the handle or the cylinder. When the door is closed it will be blocked at 3 points automatically, without need of activating the cylinder.

Characteristics

- » Metallic preframe. (Optional)
- » Steel frame covered in natural wood (lacquered optional).
- » Sheet composed of a welded and reinforced steel structure.
- » Can add different types of panels.
- » Lacquered edging strip.
- » Multi-point automatic independent lock.
- » Anti-bumping cylinder and impossible to copy key.
- » High security defender.
- » Reinforced adjustable lock.
- » 3 adjustable security hinges.
- » 6 anti-leverage bolts.
- » Automatic windstopper
- » Rock wool for thermal and acoustic insulation. (Optional)
- » Intumescent seal. (Optional)
- » Ready to TESA credential.



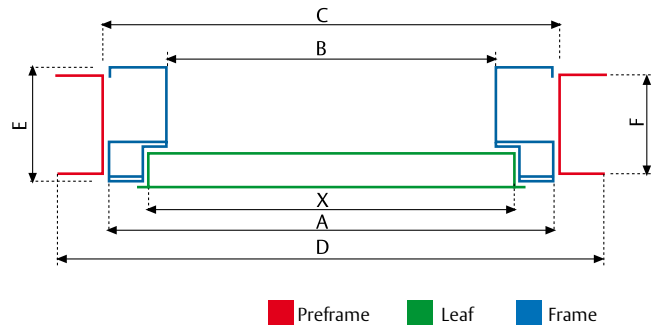
S1 SECU Hotel armoured door



Preframes only available for **STANDARD** measures.
Optional: Fire proof only available for **STANDARD** measures.
 These measurements are for guidance. Consult the technical manual.

Finish	Standard	Frame	Edging strip
Lacquered	RAL 9016 (White)	YES	YES
	RAL 9006 (Grey)	YES	YES
	RAL 8019 (Brown)	YES	YES
Wood	Gold	NO	YES
	Sapelly	YES	NO
	Oak	YES	NO
	Reed beech	YES	NO
	Cherry	YES	NO

Recommended and available in stainless steel for marine environments.



Model	Frame thickness	Preframe thickness
	E	F
75	75	
100	100	95
120	120	115
140	140	135
155	155	150

Height of block (TESA's Reference)	Height of the leaf (Y)	Height of block (H)	Light of passage (G)	Free slot (preframe) (I)	Free slot (building) (K)
1945 (1910)	1910	1945	1906		
1975 (1940)	1940	1975	1936		
2005 (1970)	1970	2005	1966		
2020 (1985)	1985	2020	1979		
2035 (2000)	2000	2035	1996		
2050 (2015)	2015	2050	2009		
2065 (2030)	2030	2065	2026	2077	2110
2080 (2045)	2045	2080	2039		
2105 (2070)	2070	2105	2074		
2125 (2090)	2090	2125	2094		
2145 (2110)	2110	2145	2104	2157	2190
2165 (2130)	2130	2165	2124		
2200 (2165)	2165	2200	2159		
2235 (2200)	2200	2235	2194		
2285 (2250)	2250	2285	2244		
2335 (2300)	2300	2335	2292		
2385 (2350)	2350	2385	2344		
2435 (2400)	2400	2435	2394		

Width of block (TESA's Reference)	Width of the leaf (X)	Width of block (A)	Light of passage (B)	Free slot (preframe) (C)	Free slot (building) (D)
800 (750)	743	800	718		
830 (780)	773	830	748		
850 (800)	793	850	768		
865 (815)	808	865	783		
887 (837)	830	887	805	897	964
905 (855)	848	905	823		
925 (875)	868	925	843		
950 (900)	893	950	868		
975 (925)	918	975	893	985	1052
1000 (950)	943	1000	918		
1030 (980)	973	1030	948		

Remark: special measures.

S1 SECU Noosfera armoured door

3 independent automatic motorized closing points

CE EI 30 (Optional)



Regulations

- » CE marking according to UNE-EN 14351-1
- » Resistance to wind load.
 - Test pressure: Class 4
 - Frame deformation: Class C
- » Acoustic performance: 24 dB
- » Thermal transference: 3 W/m²K
- » Air permeability: Class 1
- » Water tightness: PND

* Grade 4 BURGLAR-PROOF RESISTANCE UNE-EN1627

* EI30 FIRE-PROOF UNE-EN 13501-2 (Optional)

Application

- » Valid as a high security door.
- » Heavy traffic of people.
- » Possibility of going directly to wall or wooden pre-frame.
- » Motorized and adaptable to any opening credential.

Operation

The door will open from the exterior by introducing the key and releasing the multipoint lock. From the interior it will open activating the handle or the cylinder. When the door is closed it will be blocked at 3 points automatically, without need of activating the cylinder.

Characteristics

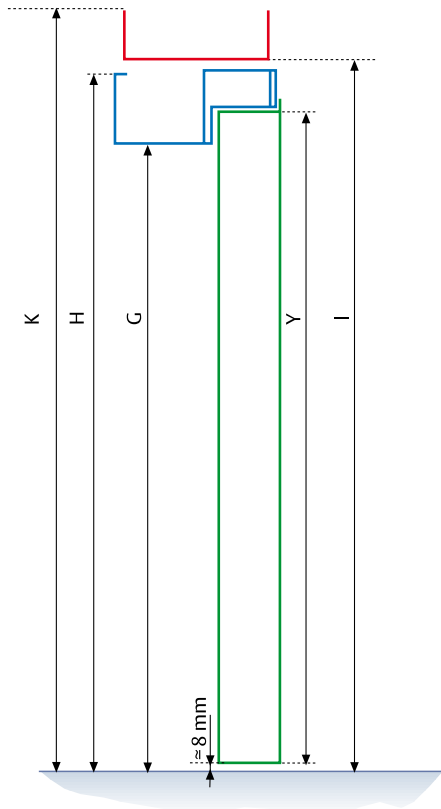
- » Metallic preframe. (Optional)
- » Steel frame covered in natural wood (lacquered optional).
- » Sheet composed of a welded and reinforced steel structure.
- » Can add different types of panels.
- » Lacquered edging strip.
- » Multi-point automatic independent motorized lock.
- » Anti-bumping cylinder and impossible to copy key.
- » High security defender.
- » Reinforced adjustable lock.
- » 3 adjustable security hinges.
- » 6 anti-leverage bolts.
- » Automatic windstopper
- » Rock wool for thermal and acoustic insulation. (Optional)
- » Intumescent seal. (Optional)
- » TESA credential. (Optional)



High security: automatic closing without using the key

Hooks lubrication is recommended every 6 months.

S1 SECU Noosfera armoured door



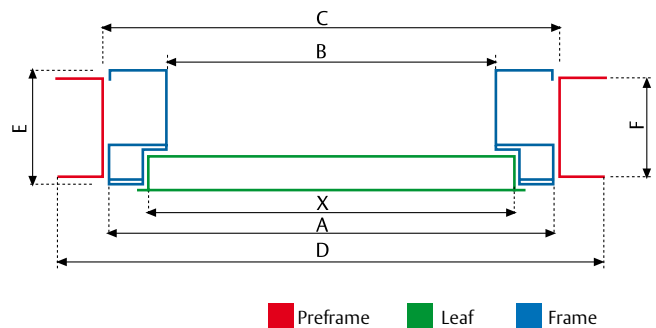
Preframes only available for **STANDARD** measures.
Optional: Fire proof only available for **STANDARD** measures.
 These measurements are for guidance. Consult the technical manual.

Height of block (TESA's Reference)	Height of the leaf Y	Height of block H	Light of passage G	Free slot (preframe) I	Free slot (building) K
1945 (1910)	1910	1945	1906		
1975 (1940)	1940	1975	1936		
2005 (1970)	1970	2005	1966		
2020 (1985)	1985	2020	1979		
2035 (2000)	2000	2035	1996		
2050 (2015)	2015	2050	2009		
2065 (2030)	2030	2065	2026	2077	2110
2080 (2045)	2045	2080	2039		
2105 (2070)	2070	2105	2074		
2125 (2090)	2090	2125	2094		
2145 (2110)	2110	2145	2104	2157	2190
2165 (2130)	2130	2165	2124		
2200 (2165)	2165	2200	2159		
2235 (2200)	2200	2235	2194		
2285 (2250)	2250	2285	2244		
2335 (2300)	2300	2335	2292		
2385 (2350)	2350	2385	2344		
2435 (2400)	2400	2435	2394		

Remarked: special measures.

Finish	Standard	Frame	Edging strip
Lacquered	RAL 9016 (White)	YES	YES
	RAL 9006 (Grey)	YES	YES
	RAL 8019 (Brown)	YES	YES
Wood	Gold	NO	YES
	Sapelly	YES	NO
	Oak	YES	NO
	Reed beech	YES	NO
	Cherry	YES	NO

Recommended and available in stainless steel for marine environments.



Model	Frame thickness	Preframe thickness
	E	F
75	75	
100	100	95
120	120	115
140	140	135
155	155	150

Width of block (TESA's Reference)	Width of the leaf X	Width of block A	Light of passage B	Free slot (preframe) C	Free slot (building) D
800 (750)	743	800	718		
830 (780)	773	830	748		
850 (800)	793	850	768		
865 (815)	808	865	783		
887 (837)	830	887	805	897	964
905 (855)	848	905	823		
925 (875)	868	925	843		
950 (900)	893	950	868		
975 (925)	918	975	893	985	1052
1000 (950)	943	1000	918		
1030 (980)	973	1030	948		

S1 SECU Double armoured door

Double sheet door with 5 locking points

Regulations

- » Door without tests.

Application

- » Valid as a main entrance door.
- » Institutional market.
- » Possibility of going directly to wall or wooden pre-frame.

Operation

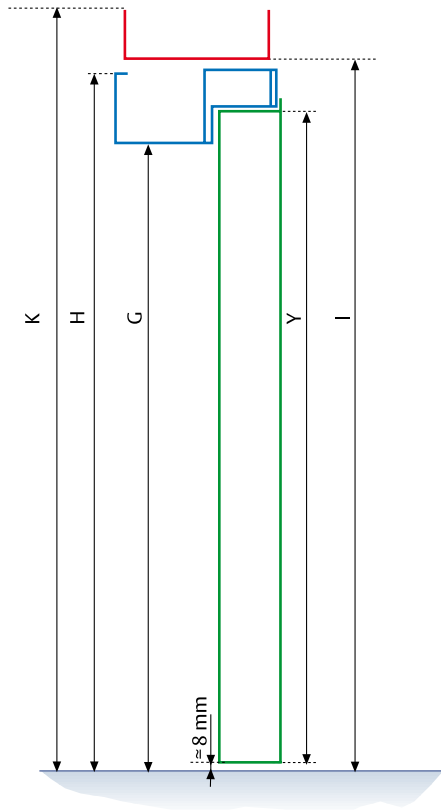
The door will open from the exterior by introducing the key and releasing the multipoint lock. From the interior it will open activating the handle or the cylinder. The inactive leaf can be unlocked actuating the button of the cylinder.

Characteristics

- » Metallic preframe. (Optional)
- » Steel frame covered in natural wood (lacquered optional).
- » Sheet composed of a welded and reinforced steel structure.
- » Can add different types of panels.
- » Lacquered edging strip.
- » Multi-point high security lock 5 closing points of 18 mm bolts.
- » Anti-bumping cylinder and impossible to copy key.
- » High security defender.
- » Reinforced adjustable lock.
- » 3 adjustable security hinges.
- » 6 anti-leverage bolts.
- » Automatic windstopper in active leaf and symmetric inactive leaf.



S1 SECU Double armoured door



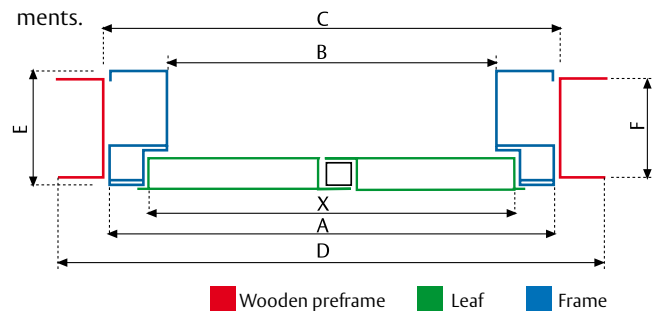
The inactive leaf can not manufacture prepared for glass. These measurements are for guidance. Consult the technical manual.

Height of block (TESA's Reference)	Height of the leaf Y	Height of block H	Light of passage G	Free slot (preframe) I	Free slot (building) K
1945 (1910)	1910	1945	1906		
1975 (1940)	1940	1975	1936		
2005 (1970)	1970	2005	1966		
2020 (1985)	1985	2020	1981		
2035 (2000)	2000	2035	1996		
2050 (2015)	2015	2050	2011		
2065 (2030)	2030	2065	2026		
2080 (2045)	2045	2080	2041		
2105 (2070)	2070	2105	2066		
2125 (2090)	2090	2125	2086		
2145 (2110)	2110	2145	2106		
2165 (2130)	2130	2165	2126		
2200 (2165)	2165	2200	2161		
2235 (2200)	2200	2235	2196		
2285 (2250)	2250	2285	2246		
2335 (2300)	2300	2335	2296		
2385 (2350)	2350	2385	2346		
2435 (2400)	2400	2435	2396		

Remarked: special measures.

Finish	Standard	Frame	Edging strip
Lacquered	RAL 9016 (White)	YES	YES
	RAL 9006 (Grey)	YES	YES
	RAL 8019 (Brown)	YES	YES
Wood	Gold	NO	YES
	Sapelly	YES	NO
	Oak	YES	NO
	Reed beech	YES	NO
	Cherry	YES	NO

Recommended and available in stainless steel for marine environments.



Model	Frame thickness	Preframe thickness
	E	F
100	100	
120	120	
140	140	
155	155	

Double leaf door Double leaf doors with active and passive leaf equal measures					
Width of block (TESA's Reference)	Width of the leaf X	Width of block A	Light of passage B	Free slot (preframe) C	Free slot (building) D
1567 (750)	743	1567	1488		
1627 (780)	773	1627	1548		
1667 (800)	793	1667	1588		
1697 (815)	808	1697	1618		
1741 (837)	830	1741	1662		
1777 (855)	848	1777	1698		
1817 (875)	868	1817	1738		
1867 (900)	893	1867	1788		
1917 (925)	918	1917	1838		
1977 (950)	943	1977	1888		
2027 (980)	973	2027	1948		

Double leaf door Double leaf doors with active and passive leaf unequal measures			
Width of block	Width of the leaf	Width of block	Light of passage
1204 (837+300)	830+293	1204	1125
1304 (837+400)	830+393	1304	1225
1404 (837+500)	830+493	1404	1325
1504 (837+600)	830+593	1504	1425
1292 (925+300)	918+293	1292	1213
1392 (925+400)	918+393	1392	1313
1492 (925+500)	918+493	1492	1413
1592 (925+600)	918+593	1592	1513

S2 MIDI armoured door

3 independent automatic closing points



EI 30 (Optional)



Regulations

- » CE marking according to UNE-EN 14351-1
 - » Resistance to wind load.
 - Test pressure: Class 3
 - Frame deformation: Class C
 - » Acoustic performance: 30 dB
 - » Thermal transference: 3,1 W/m²K
 - » Air permeability: Class 1
 - » Water tightness: PND
-
- » Grade 2 BURGLAR-PROOF RESISTANCE UNE-EN1627
 - » EI30 FIRE-PROOF UNE-EN 13501-2 (Optional)

Application

- » Valid as a security door.
- » Heavy traffic of people.
- » Most competitive price.

Operation

The door will open from the exterior by introducing the key and releasing the multipoint lock. From the interior it will open activating the handle or the cylinder. When the door is closed it will be blocked at 3 points automatically, without need of activating the cylinder.

Characteristics

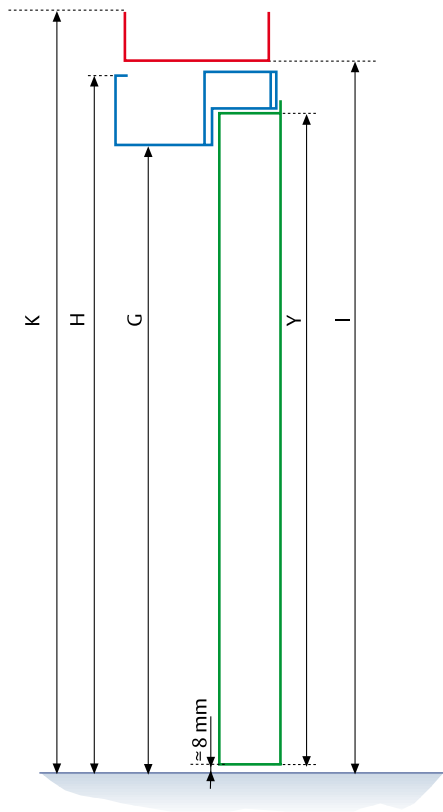
- » Metallic preframe (optional).
- » Steel frame lacquered.
- » Sheet composed of a welded and reinforced steel structure.
- » Can add different types of panels.
- » Lacquered edging strip.
- » Multi-point automatic high security.
- » Anti-bumping cylinder and impossible to copy key.
- » High security defender.
- » Reinforced adjustable lock.
- » 2 adjustable security hinges.
- » 6 anti-leverage bolts.
- » Automatic windstopper
- » Rock wool for thermal and acoustic insulation. (Optional)
- » Intumescent seal. (Optional)



High security: automatic closing without using the key

Hooks lubrication is recommended every 6 months.

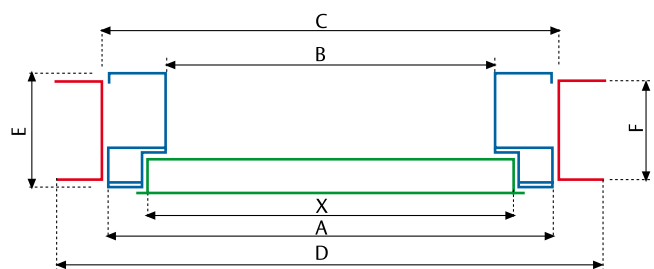
S2 MIDI armoured door



These measurements are for guidance.
Consult the technical manual.

Finish	Standard	Frame	Edging strip
Lacquered	RAL 9016 (White)	YES	YES
	RAL 9006 (Grey)	YES	YES
	RAL 8019 (Brown)	YES	YES
	Gold	NO	YES

Recommended and available in stainless steel for marine environments.



■ Preframe ■ Leaf ■ Frame

Model	Frame thickness	Preframe thickness
	E	F
75	75	
100	100	95
120	120	115
140	140	135
155	155	150

Height of block (TESA's Reference)	Height of the leaf Y	Height of block H	Light of passage G	Free slot (preframe) I	Free slot (building) K
2065 (2030)	2030	2065	2026	2077	2110
2145 (2110)	2110	2145	2106	2157	2190

Width of block (TESA's Reference)	Width of the leaf X	Width of block A	Light of passage B	Free slot (preframe) C	Free slot (building) D
887 (837)	830	887	805	897	964
975 (925)	918	975	893	985	1052

S3 MIDI armoured door

3 closing points and a retainer point

CE EI 30 (Optional) 

Regulations

- » CE marking according to UNE-EN 14351-1
 - » Resistance to wind load.
 - Test pressure: Class 3
 - Frame deformation: Class C
 - » Acoustic performance: 30 dB
 - » Thermal transference: 3,1 W/m²K
 - » Air permeability: Class 1
 - » Water tightness: PND
-
- » Grade 2 BURGLAR-PROOF RESISTANCE UNE-EN1627
 - » EI30 FIRE-PROOF UNE-EN 13501-2 (Optional)

Application

- » Valid as a security door.
- » Heavy traffic of people.
- » Most competitive price.

Operation

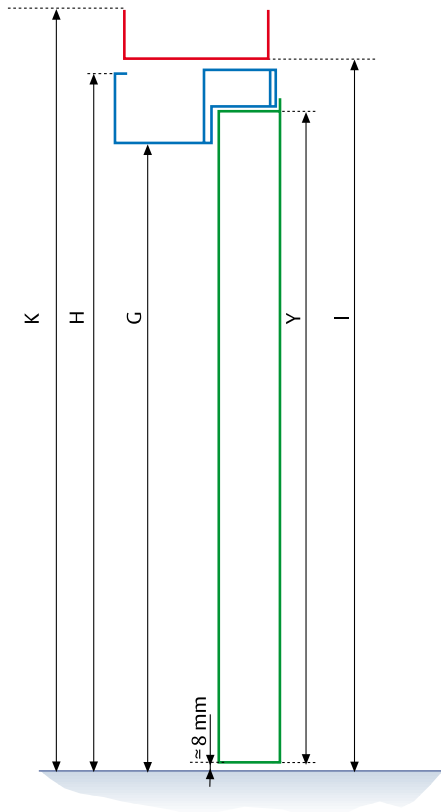
The door will open from the exterior by introducing the key and releasing the multipoint lock. From the interior it will open activating the handle or the cylinder.

Characteristics

- » Metallic preframe (optional).
- » Steel frame lacquered.
- » Sheet composed of a welded and reinforced steel structure.
- » Can add different types of panels.
- » Lacquered edging strip.
- » Multi-point high security lock 3 closing points and a retainer.
- » Anti-bumping cylinder and impossible to copy key.
- » High security defender.
- » Reinforced adjustable lock.
- » 2 adjustable security hinges.
- » 6 anti-leverage bolts.
- » Automatic windstopper
- » Retainer function.
- » Rock wool for thermal and acoustic insulation. (Optional)
- » Intumescent seal. (Optional)
- » Optional: electric lock

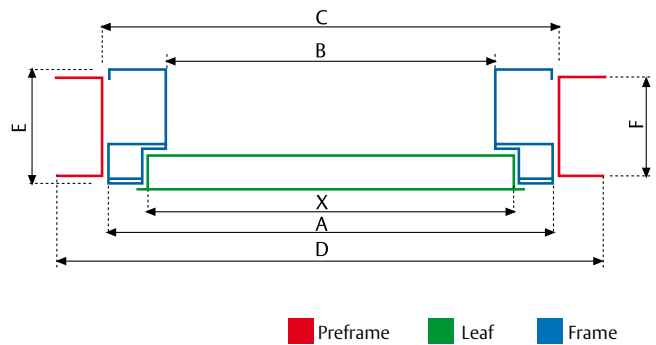


S3 MIDI armoured door



Finish	Standard	Frame	Edging strip
Lacquered	RAL 9016 (White)	YES	YES
	RAL 9006 (Grey)	YES	YES
	RAL 8019 (Brown)	YES	YES
	Gold	NO	YES

Recommended and available in stainless steel for marine environments.



Model	Frame thickness	Preframe thickness
	E	F
75	75	
100	100	95
120	120	115
140	140	135
155	155	150

These measurements are for guidance. Consult the technical manual.

Height of block (TESA's Reference)	Height of the leaf Y	Height of block H	Light of passage G	Free slot (preframe) I	Free slot (building) K
2065 (2030)	2030	2065	2026	2077	2110
2145 (2110)	2110	2145	2106	2157	2190

Height of block (TESA's Reference)	Height of the leaf Y	Height of block H	Light of passage G	Free slot (preframe) I	Free slot (building) K
2065 (2030)	2030	2065	2026	2077	2110
2145 (2110)	2110	2145	2106	2157	2190

Steel Subframe

The perfect complement for a good fit and installation.

EI 30 (compulsory for fire proof option doors)



Regulations

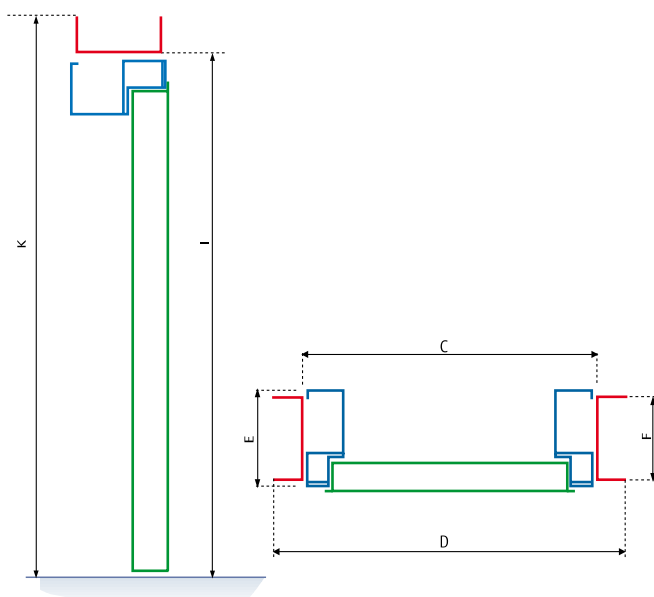
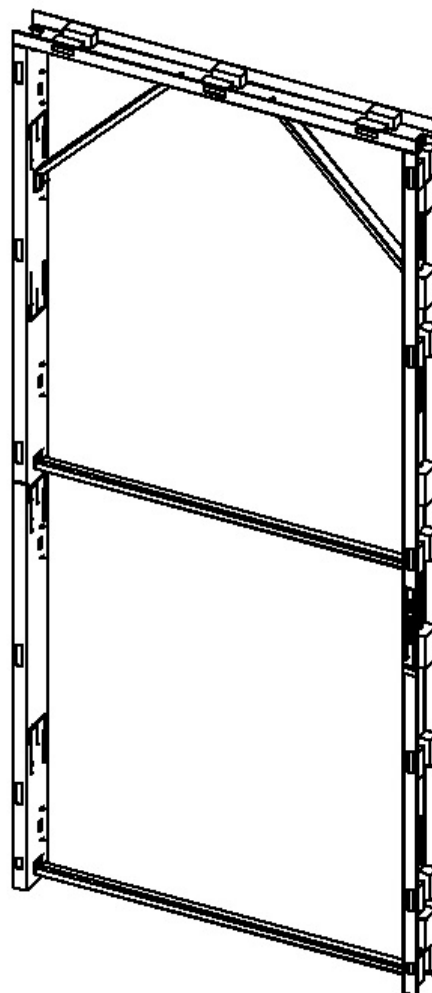
- » See the data sheet of each armored door.

Application

- » Valid for 200 mm walls thickness.
- » Easy installation in the projects.
- » Valid for all armored doors of TESA.

Characteristics

- » Galvanized steel of 2 mm thickness.
- » 4 sticks to help in the dry time of the cement.
- » Wood wedges to help in the instalaci3n of the wooden cover.
- » "claws" included in the subframe to improve the instalation.
- » Saw cut at 1 meter for proper installation.
- » Plastic box to avoid the cement, it helps to fix correctly the frame and the subframe.
- » Optional: disassembled subframe.



Height of block (TESA's Reference)	Free slot (preframe)	Free slot (building)
	I	K
2065 (2030)	2077	2110
2145 (2110)	2157	2190
2235 (2200)	2247	2280
2335 (2300)	2347	2380
2435 (2400)	2447	2480

Model	Frame thickness	Preframe thickness
	E	F
100	100	95
120	120	115
140	140	135
155	155	150
195	195	190

Width of block (TESA's Reference)	Free slot (preframe)	Free slot (building)
	C	D
887 (837)	897	964
975 (925)	985	1052



ASSA ABLOY

Talleres de Escoriaza, S.A.U.
Barrio Ventas, 35 • E-20305 Irun • SPAIN
Tel.: +34 943 669 100 • Fax: +34 943 633 221
www.tesa.es

ASSA ABLOY is the global leader in door opening solutions,
dedicated to satisfying end-user needs for security, safety and convenience